



“Music is the universal language of mankind.”

Henry Wadsworth Longfellow

Music manages to cross boundaries.
It knows no ethnicity, religion or
race. It is one of the most powerful
ways of expression.

A constantly increasing field,
music transcends time and
space, being a reflection of
feelings and beliefs.



To access our music, we need a tool that is:

Well structured

- vast amount of information that should be structured to facilitate the user experience

Smart

- adaptable for the users preferences

Creative

- presents an element of novelty and is expressive

Personalized

- system that takes the users preferences and actions into consideration

Presenting Uplay3D,
newest trend of music presentation





Meet David

David is a 19 years old music enthusiast. He enjoys listening to music during most of his activities. A creative nature, David likes novelty, especially when it comes to music and art. He is open, sociable and likes to be organized.

CRITERIA TABS

according to what was searched and the selected tab, connections with different songs by artist, album or genre will be displayed

*note:
movement between criteria tabs can be performed with the “left” and “right” arrows



SEARCH&SESSION

HIDEABLE MENU to provide a clearer perspective of the result and keep the center stage in focus, the search input appears only on demand with the list of opened search sessions

CENTER RESULT LIST

the searches results are displayed in form of a vertical scrollable list, with the main results followed by similar songs represented as horizontal list

HIDEABLE PLAYER

ability to listen to music and have control over the playlist, volume everywhere while still maintaining the focus on the center stage

MAIN MENU

consistent navigational menu, indicating all the essential options and the current one by highlighting

WELL STRUCTURED

David likes the “hideability” aspect, because this helps him maintain focus on what he finds important. The multiple search sessions feature is very handy, once a search is done David can access it anytime. The results are well sorted and easy to understand. Another plus is the consistency.



SESSION LIST

linear list of existing sessions (with the current one highlighted) enabling the user to navigate between them.

*note: another way of navigating through the search session is with the help of the “up” and “down” arrows

3D PERSPECTIVE

a visible search menu changes the perspective of the center stage, the opened search sessions are noticeable within the depth, this being a intuitive manner of displaying the users previous actions



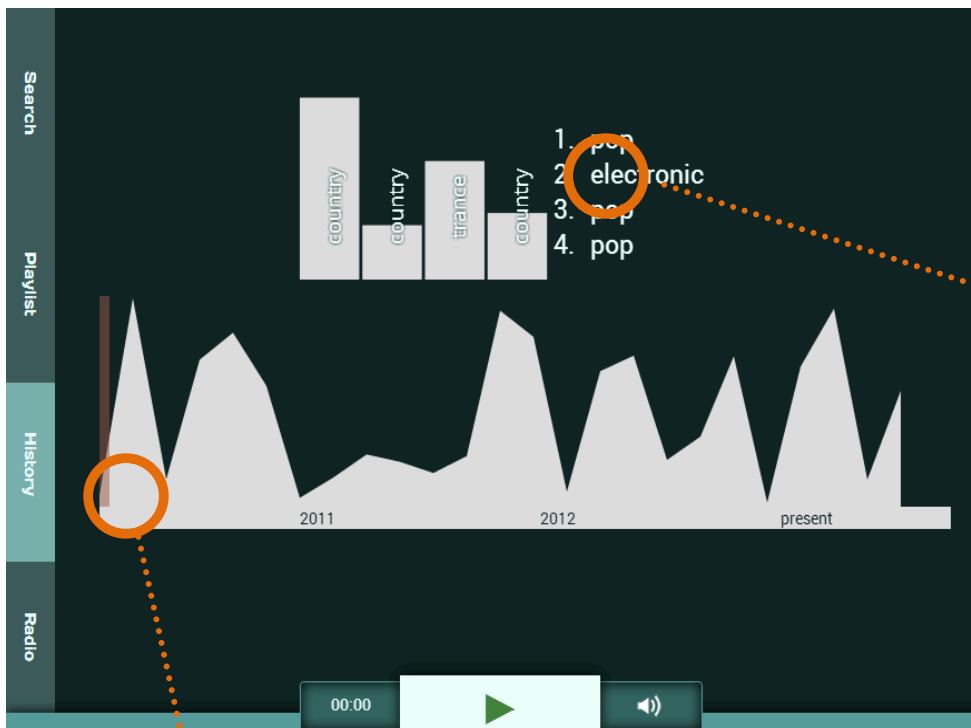
CREATIVE

David thinks that the 3D feature of the application is really cool and useful because it offers a visual representation of his actions.



3D PERSPECTIVE

another interesting transition is noticeable when the player is visible

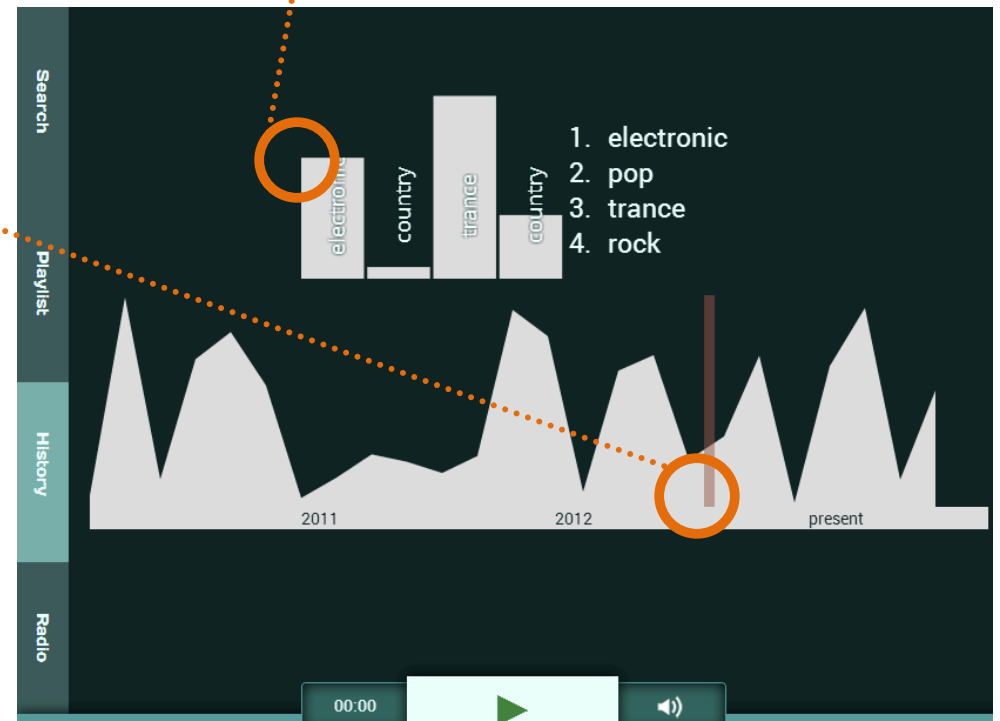


INFORMATIVE GRAPH

users can monitor their history via a timeline graph, which display a top of the most played genres for a certain period of time

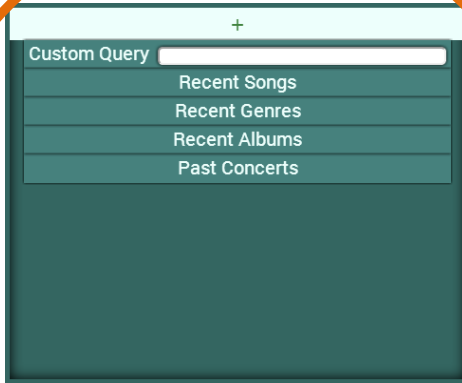
TIME SELECTION SLIDER

to select the period of time of interest the user just moves the slider to the desired location on the time line



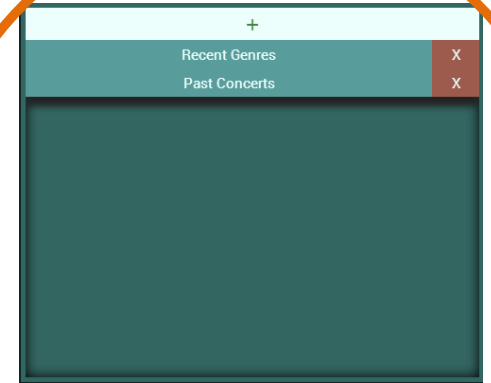
INFORMATIVE & PERSONALIZED

David loves to see his evolution over time. He sees this feature as a music journal full of memories.

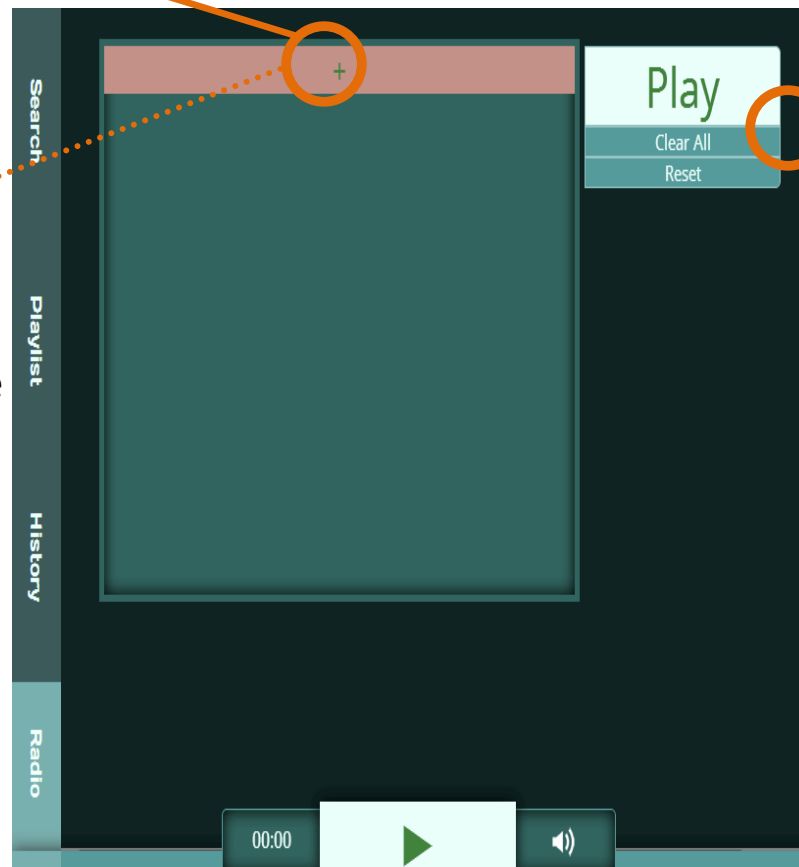


list of available options and input for custom criteria

criteria selection



list of wanted options, that can be deleted



RADIO CREATION PREFERENCES

the “smart” playlist option allows the user to introduce the criteria for the automatically generated playlist

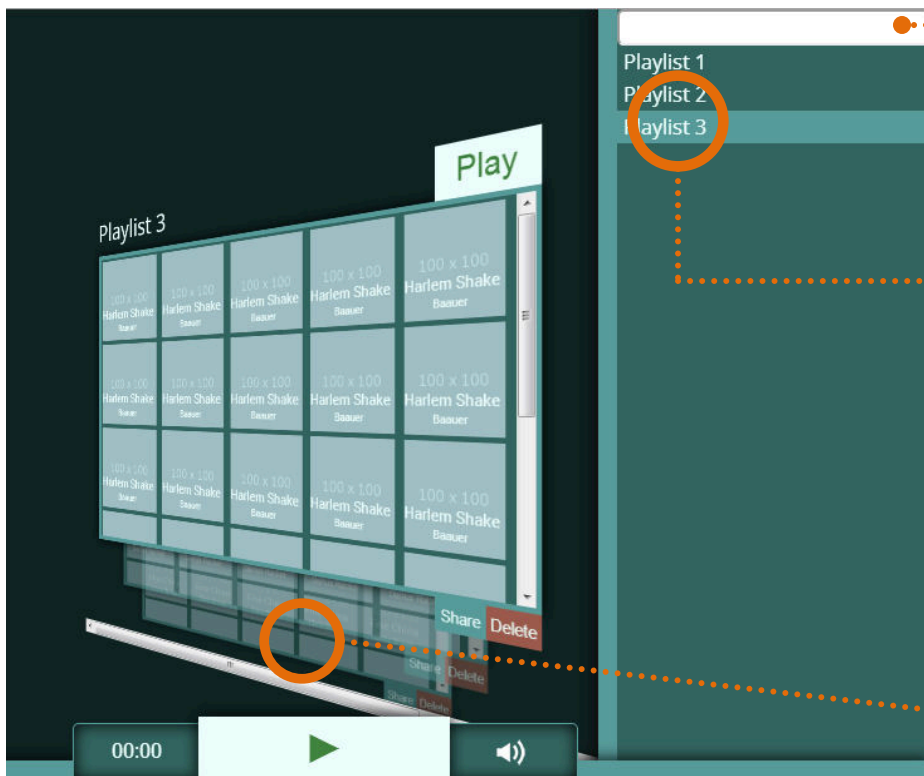
RADIO MENU

group of buttons that controls the radio and list of preferences; predominant “Play” button which generates the playlist according to the criteria list



SMART & PERSONALIZED

David likes listening to music during day to day activities, but while doing this he doesn't want to manage his songs. He loves that he can choose the selection criteria and then the application automatically generates a playlist. Another important aspect is that these options are influenced by his previous interactions with the application.



GET CREATIVE

name input for creating a new playlist

BROWSE PLAYLISTS

linear list of existing playlists (with the current one highlighted)

*note:

playlist can also be change with the help of keyboard keys: "up" and "down" arrows

3D PERSPECTIVE

the playlist menu option changes the perspective of the main content, providing a 3D representation of the opened playlists

OPTIONS AT HAND

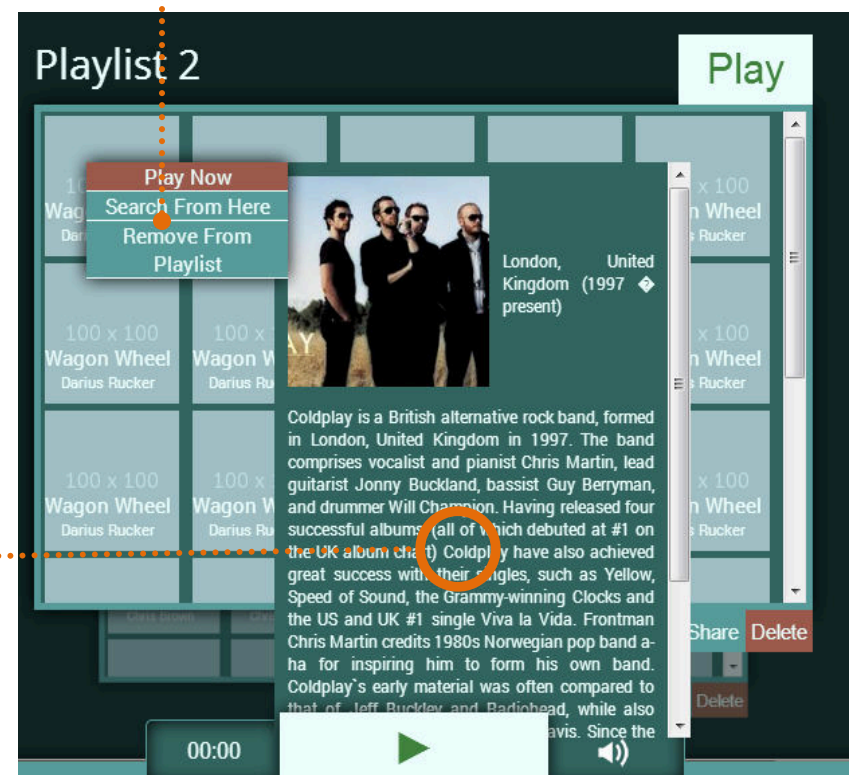
on selecting one song from the playlist, the user is presented with helpful options in order to search, manage songs and play the track

STAY INFORMED

the user has the possibility to read detailed information about the artist

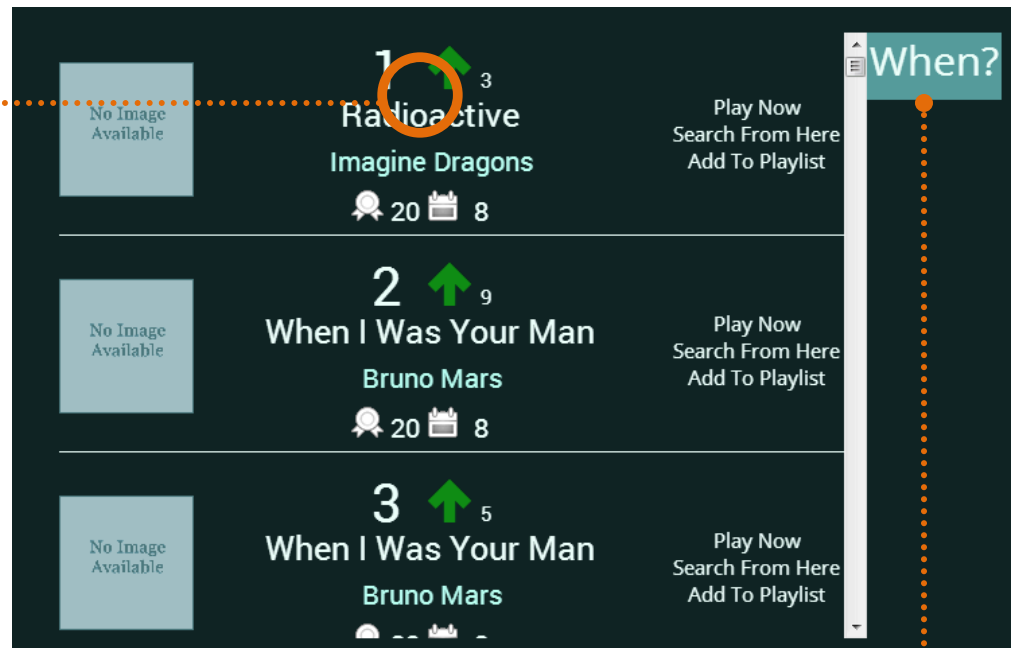
PRACTICAL & INFORMATIVE

David likes the fact that he can read more about his favorite artists and bands. Also, he loves the practicality of the application, because he considers that managing his playlists should be an easy task.



KNOW EVERYTHING AND MORE

informative details on the song's current state such as weeks on chart and highest ranking position, as well as a list of options available

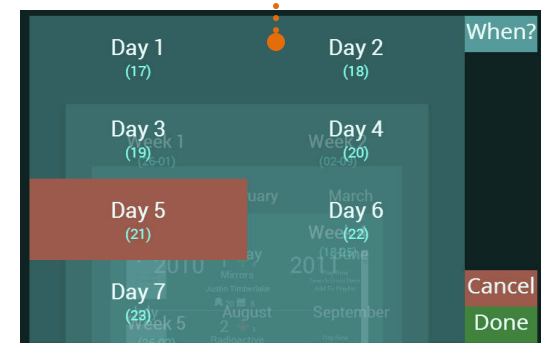
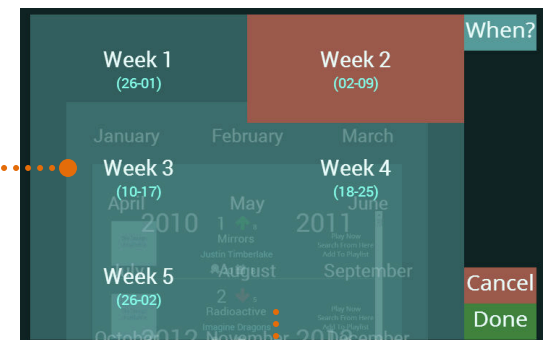


GENERAL TO SPECIFIC

the user is presented with a date picker and he can choose to view a general chart by year or be more specific by selecting the month, week and day

CHOOSE YOUR DATE

the user can choose a date and view a chart of the most listened to tracks



SMART & DETAIL-ORIENTED

David likes the fact that he can view a chart of his most played songs in a very informative way. He also enjoys that he can go back to a specific day or week and rediscover what he listened to in the selected period of time.